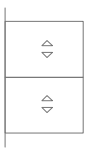



COMPOSITION	Carbon fiber+glass fiber Thermal bridge break	1. SUB-FRAME CONSTRUCTED ANCHORING SYSTEM
GLASS	6+6/C20/6+6- 12T/C16/12T	2. BEARINGS FIXED TO THE FRAME
HEAT TRANSFER COEFFICIENT	0.91 ≤ Uw ≤ 1.16 W/m ² °K EN ISO 10077-2:2012	3. PIPE FOR WATER HARVESTING
AIR PERMEABILITY	Class 4	4. WATERPROOFING LAYER
WATERTIGHTNESS	Class 8A-9A	5. RAILS AND FRAMES
WIND LOAD RESISTANCE	Standard up to 3 meters- B3	6. FINISHED FLOORING
SYSTEM OPTIONS	Motorized	7. SANDWICH PANEL 35 MM
COMPLIANCE, C.T.E., UNE REG. PATENT N° : 2188508		8. POCKET
		9. CEILINGS FINISH
		10. SLAB ANCHORING
		11. VERTICAL WALLS FINISH
		12. GLASS LEAF
		13. MOTORIZATION

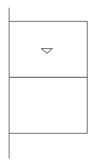
2 Sliding Leaves



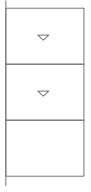
3 Sliding Leaves



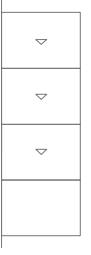
1 Sliding Leaf + Pocket



2 Sliding Leaves + Pocket



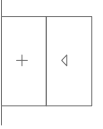
3 Sliding Leaves + Pocket



Middle Opening



Chicago Window



Corners

